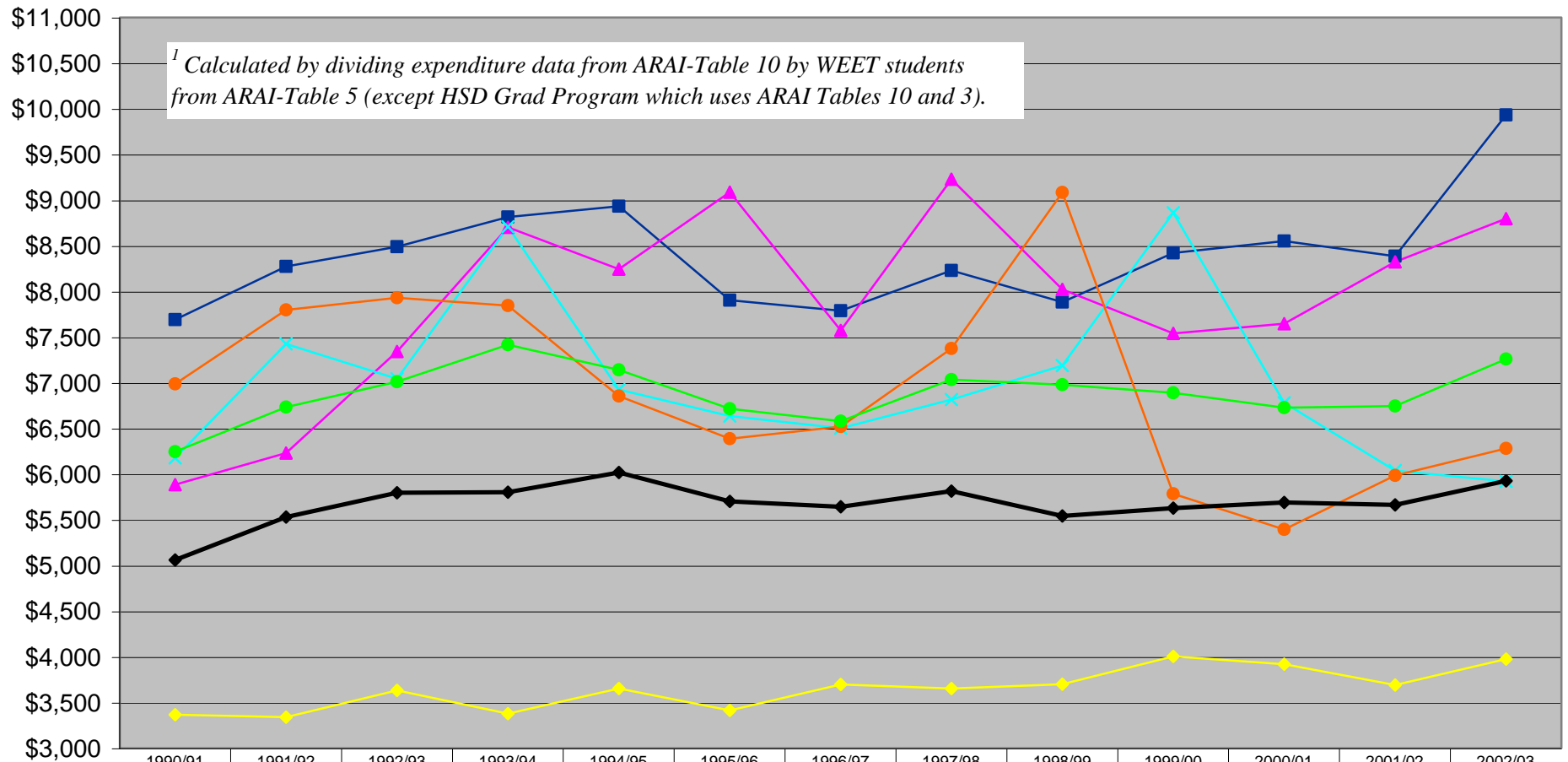


Total Academic Expenditures per Annualized WEET Students¹

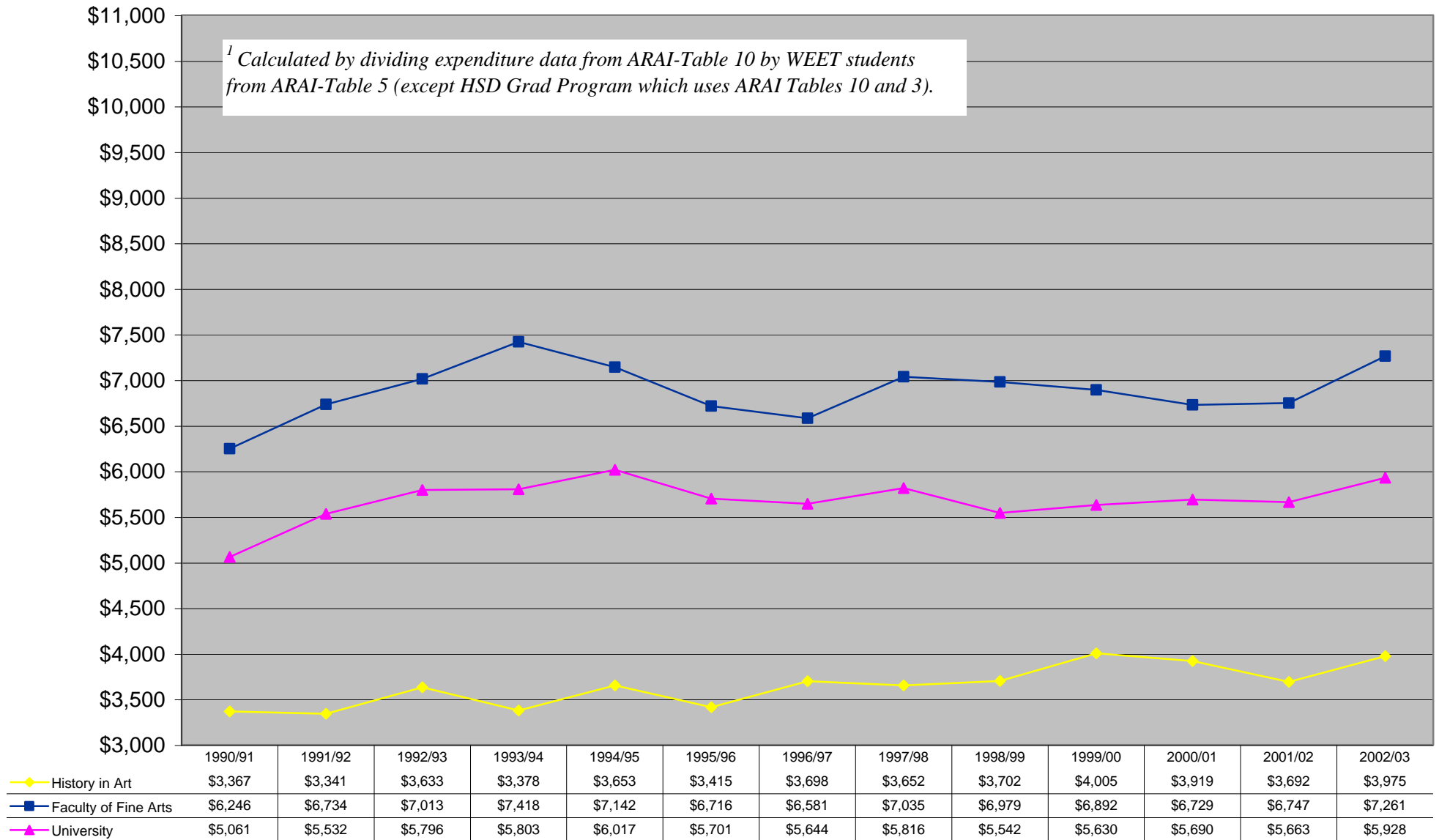
¹ Calculated by dividing expenditure data from ARAI-Table 10 by WEET students from ARAI-Table 5 (except HSD Grad Program which uses ARAI Tables 10 and 3).



	1990/91	1991/92	1992/93	1993/94	1994/95	1995/96	1996/97	1997/98	1998/99	1999/00	2000/01	2001/02	2002/03
History in Art	\$3,367	\$3,341	\$3,633	\$3,378	\$3,653	\$3,415	\$3,698	\$3,652	\$3,702	\$4,005	\$3,919	\$3,692	\$3,975
Music	\$7,693	\$8,275	\$8,490	\$8,814	\$8,933	\$7,903	\$7,790	\$8,229	\$7,883	\$8,423	\$8,552	\$8,387	\$9,932
Theatre	\$5,885	\$6,231	\$7,344	\$8,704	\$8,246	\$9,087	\$7,573	\$9,230	\$8,022	\$7,541	\$7,646	\$8,325	\$8,799
Visual Arts	\$6,179	\$7,426	\$7,043	\$8,708	\$6,927	\$6,635	\$6,503	\$6,816	\$7,191	\$8,863	\$6,782	\$6,040	\$5,920
Writing	\$6,989	\$7,797	\$7,931	\$7,847	\$6,854	\$6,387	\$6,522	\$7,376	\$9,083	\$5,785	\$5,396	\$5,987	\$6,281
Faculty of Fine Arts	\$6,246	\$6,734	\$7,013	\$7,418	\$7,142	\$6,716	\$6,581	\$7,035	\$6,979	\$6,892	\$6,729	\$6,747	\$7,261
University	\$5,061	\$5,532	\$5,796	\$5,803	\$6,017	\$5,701	\$5,644	\$5,816	\$5,542	\$5,630	\$5,690	\$5,663	\$5,928

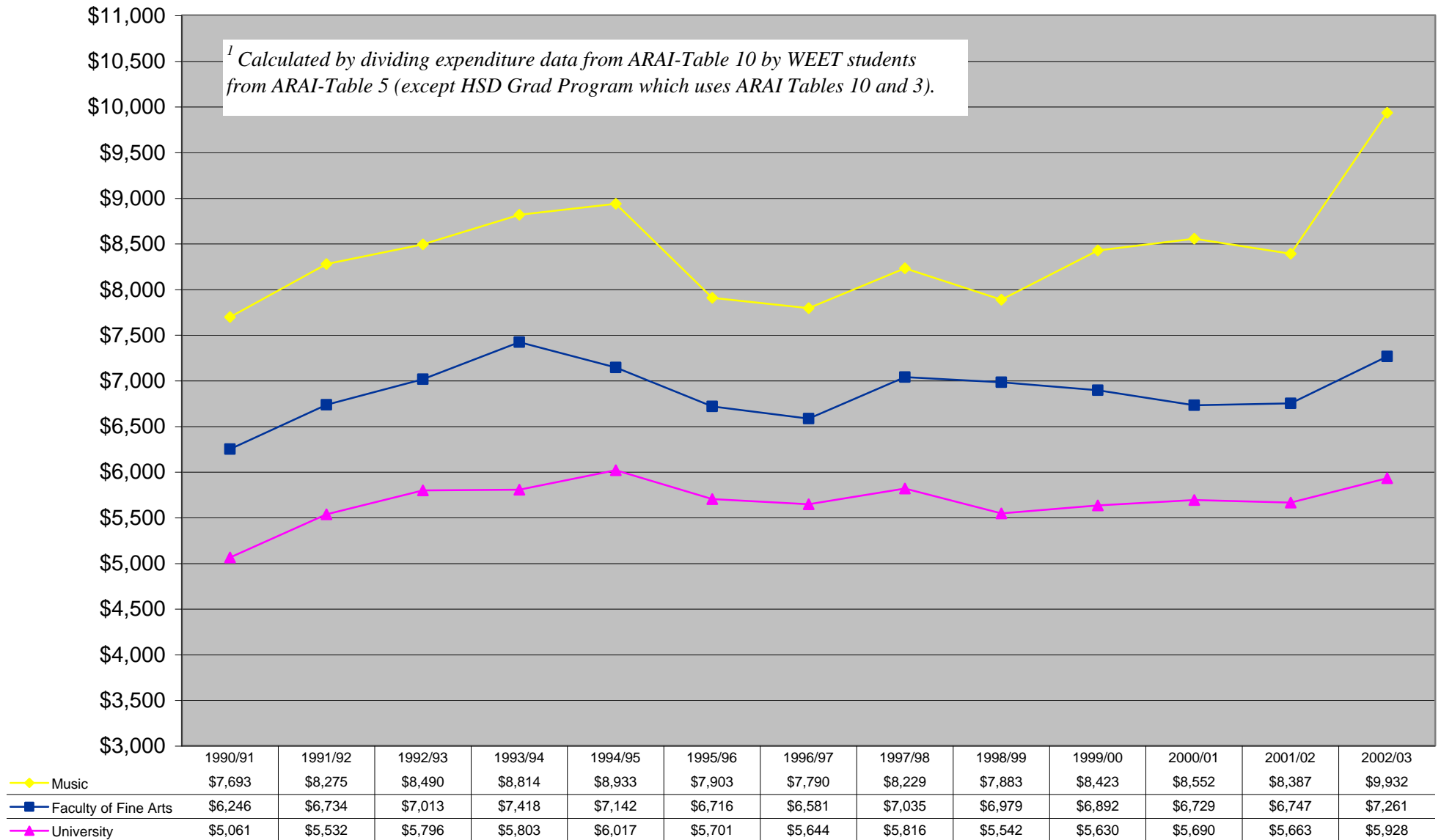
Total Academic Expenditures per Annualized WEET Students¹

¹ Calculated by dividing expenditure data from ARAI-Table 10 by WEET students from ARAI-Table 5 (except HSD Grad Program which uses ARAI Tables 10 and 3).



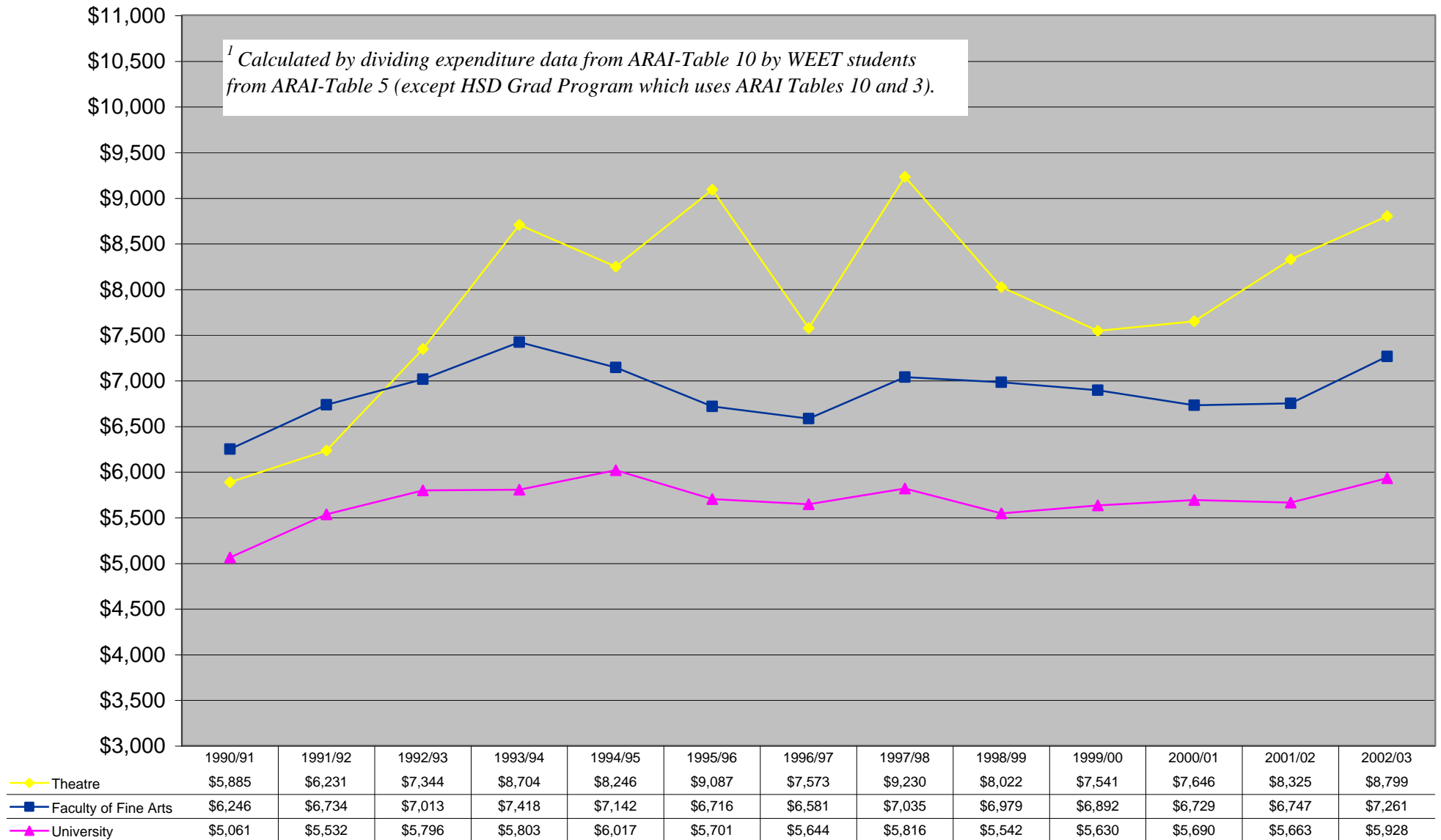
Total Academic Expenditures per Annualized WEET Students¹

¹ Calculated by dividing expenditure data from ARAI-Table 10 by WEET students from ARAI-Table 5 (except HSD Grad Program which uses ARAI Tables 10 and 3).

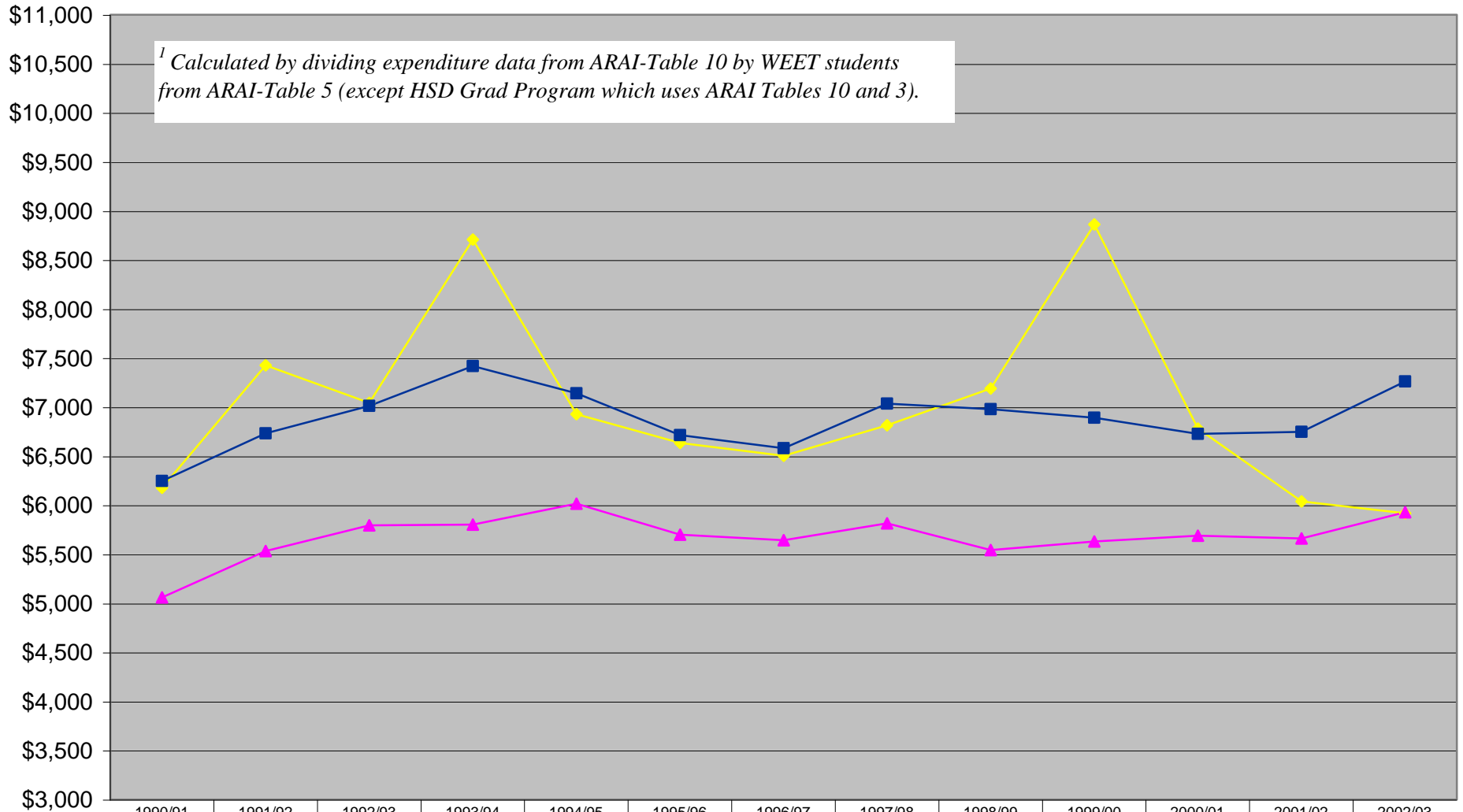


Total Academic Expenditures per Annualized WEET Students¹

¹ Calculated by dividing expenditure data from ARAI-Table 10 by WEET students from ARAI-Table 5 (except HSD Grad Program which uses ARAI Tables 10 and 3).



Total Academic Expenditures per Annualized WEET Students¹



	1990/91	1991/92	1992/93	1993/94	1994/95	1995/96	1996/97	1997/98	1998/99	1999/00	2000/01	2001/02	2002/03
Visual Arts	\$6,179	\$7,426	\$7,043	\$8,708	\$6,927	\$6,635	\$6,503	\$6,816	\$7,191	\$8,863	\$6,782	\$6,040	\$5,920
Faculty of Fine Arts	\$6,246	\$6,734	\$7,013	\$7,418	\$7,142	\$6,716	\$6,581	\$7,035	\$6,979	\$6,892	\$6,729	\$6,747	\$7,261
University	\$5,061	\$5,532	\$5,796	\$5,803	\$6,017	\$5,701	\$5,644	\$5,816	\$5,542	\$5,630	\$5,690	\$5,663	\$5,928

Total Academic Expenditures per Annualized WEET Students¹

¹ Calculated by dividing expenditure data from ARAI-Table 10 by WEET students from ARAI-Table 5 (except HSD Grad Program which uses ARAI Tables 10 and 3).

